

Technical data sheet

PPRC Adjustable Post Base

SIMPSON
Strong-Tie

The PPRC allows the structure to be adjusted after it has been built.

Adjust the off the ground height from 100 to 150mm even after the post has been installed.

Suitable for posts 100x100mm to 200x200mm

Features

Material

- dichromate coated galvanised mild steel.

Benefits

- PPRC can be adjusted after the installation.
- Does not require machining.

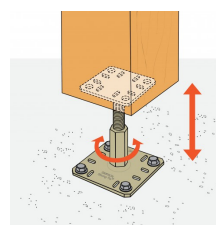
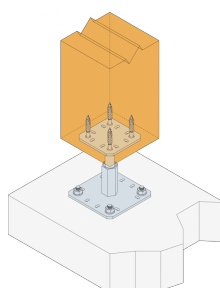

Applications

Suitable On

- **Supporting member:** solid wood, glued-laminated wood, concrete.
- **Supported member:** solid wood, composite lumber, glued-laminated wood.

Applications

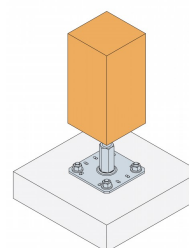
- Awning posts.
- Pergola.
- Veranda.



PPRC fixed to rigid support



PPRC



Technical data sheet

SIMPSON

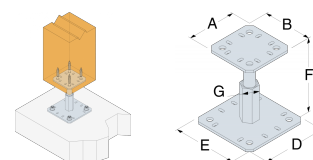
Strong-Tie

PPRC

Adjustable Post Base

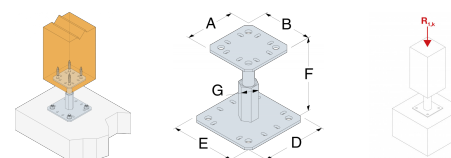
Technical Data

Product Dimensions



References	Product Dimensions [mm]							Holes Flange A/B	Holes Flange C/D
	A	B	D	E	F	G	t	Ø12	Ø12
PPRC	100	100	130	130	100 - 150	30	5	4	4

Characteristic Capacities - Timber to Concrete



References	Fasteners				Simplified characteristic capacities - Timber C24 [kN]
	On post		On concrete		$R_{1,k}^{**}$
	Qty	Type	Qty	Type	
PPRC	4	Ø10	4	Ø10*	61

* Refer to the Simpson Strong-Tie anchor product range for suitable anchors. Typical anchor solutions are SET-XP and AT-HP, depending on the concrete type, spacing and edge distances.

**The published characteristic capacity is based on medium term load duration and service class 2 according to EC5 (EN 1995). For other load duration and service class, please refer to the ETA to get more accurate capacities.

PPRC

Adjustable Post Base

Installation

Fixings

On wood post:

- LAG screws 10 x 80 mm.
- SSH screws Ø 10 x 80 mm

On concrete:

- *Mechanical anchor:* WA M10-78/5 pin.
- *Chemical anchor:* AT-HP resin + LMAS M10-120/25 threaded rod.

Installation

- **Fix to the foundation with M10 anchors. fix the post using M10 coach screws.**
- **130 x 130mm plate fixes to the ground.**
- **100 x 100mm plate fasteners to the post.**
- **PPRC can be adjusted with a 30mm wrench after both plates are attached.**
- **not recommended when the top of post/column is not restrained (e.g. fence post).**



PPRC fixed to rigid support

